

Letter 'l'



Parents and Carers Information Sheet


This week, we have been learning to write the letter 'l'.

Letter Family



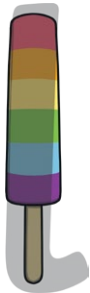
The letter 'l' is part of the **Ladder Lemur Letter Family**.

Explore at Home



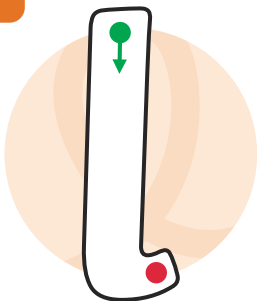
1. Draw a straight line on a piece of paper.
2. Invite your children to push a toy car along the line.
3. Then, ask them to trace over the line with a paintbrush or coloured pen/crayon.

Letter Formation Rhyme



Down the lolly and lick!

Practise



Children should start on the green dot and finish on the red dot when writing the letter 'l'. Encourage them to say the letter formation rhyme as they write.

Parents and Carers Considerations: This resource has been created to support parents and carers in understanding how their child may gradually develop skills in letter formation, early writing and the physical skills needed for writing. It also offers practical ideas for practicing at home.

We advise you to use your judgement and knowledge of your child to plan activities and consider the appropriateness of the resources in relation to their needs, interests, emotional wellbeing and journey of development.