

Letters 't' and 'u'



Parents and Carers Information Sheet

This week, we have been learning to write the letters 't' and 'u'.

Letter Family



The letters 't' and 'u' are part of the **Ladder Lemur Letter Family**.

Explore at Home




Encourage your child to practise these pre-writing shapes using anything available. They could roll and shape soft materials such as playdough, salt dough, paper, tissue, cotton wool or even socks.

Letter Formation Rhymes

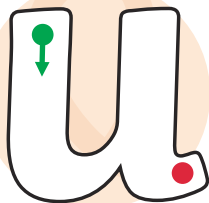
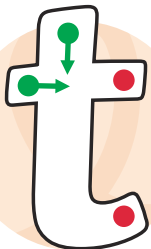


**Down the
teaspoon and
under the
teacup, then
across the top.**



**Down one
umbrella
handle, up and
down the other.**

Practise



Children should start on the green dot and finish on the red dot when writing the letters 't' and 'u'. Encourage them to say the letter formation rhymes as they write.

Parents and Carers Considerations: This resource has been created to support parents and carers in understanding how their child may gradually develop skills in letter formation, early writing and the physical skills needed for writing. It also offers practical ideas for practicing at home.

We advise you to use your judgement and knowledge of your child to plan activities and consider the appropriateness of the resources in relation to their needs, interests, emotional wellbeing and journey of development.