



Letters 'b' and 'p'



Parents and Carers Information Sheet

This week, we have been learning to write the letters 'b' and 'p'.

Letter Family



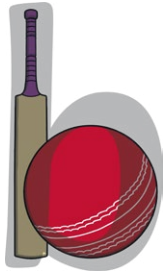
The letters 'b' and 'p' are part of the **One-Armed Robot Letter Family**.

Explore at Home



Using a range of different sized paintbrushes and water, encourage your child to practise painting the pre-writing shapes on the floor outside. As an extra challenge, invite them to write the letters 'b' and 'p' using the paintbrush and water.

Letter Formation Rhyme

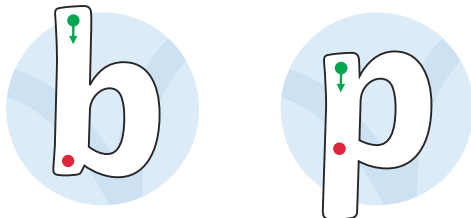


**Down the bat,
up and around
the ball.**



**Down the
puppy's neck
and leg, up
and around.**

Practise



Children should start on the green dot and finish on the red dot when writing the letters 'b' and 'p'. Encourage them to say the letter formation rhyme as they write.

Parents and Carers Considerations: This resource has been created to support parents and carers in understanding how their child may gradually develop skills in letter formation, early writing and the physical skills needed for writing. It also offers practical ideas for practicing at home.

We advise you to use your judgement and knowledge of your child to plan activities and consider the appropriateness of the resources in relation to their needs, interests, emotional wellbeing and journey of development.