

# Letters 'c' and 'a'



## Parents and Carers Information Sheet

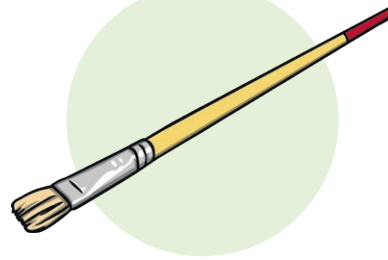
This week, we have been learning to write the letters 'c' and 'a'.

### Letter Family




The letter 'c' and 'a' are part of the **Curly Caterpillar Letter Family**.

### Explore at Home




1. Create circles of different sizes on an outdoor surface using a paintbrush and water.
2. Then, write the letters 'c' and 'a' using the paintbrush and encourage your child to trace and then copy.

### Letter Formation Rhyme

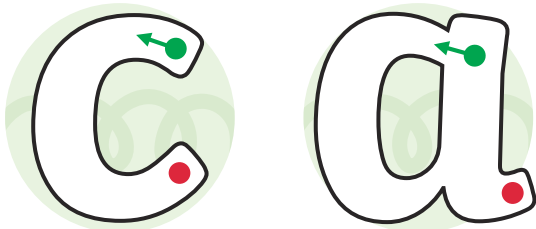


**Curl around the caterpillar.**



**Around the apple, up the stalk and down the leaf.**

### Practise



Children should start on the green dot and finish on the red dot when writing the letters 'c' and 'a'. Encourage them to say the letter formation rhyme as they write.

**Parents and Carers Considerations:** This resource has been created to support parents and carers in understanding how their child may gradually develop skills in letter formation, early writing and the physical skills needed for writing. It also offers practical ideas for practicing at home.

We advise you to use your judgement and knowledge of your child to plan activities and consider the appropriateness of the resources in relation to their needs, interests, emotional wellbeing and journey of development.